



## APPLICATIONS

- Large scale distribution
- Shopping malls
- Fitness & Sports venues
- Theaters
- Casinos
- Hotels and Education sites
- Corporate, Government & Enterprise
- House of Worship

2/4/8-channel full matrix DSP power amplifiers

## PowerZone™ Connect 2U series

PowerZone™ Connect 1002 • PowerZone™ Connect 1502 • PowerZone™ Connect 2004 / 2004D  
PowerZone™ Connect 3004 / 3004D • PowerZone™ Connect 4008 • PowerZone™ Connect 6008 / 6008D

- ✓ Compact form factor
- ✓ Full-matrix DSP configuration via PowerZone™ Control web app (built-in)
- ✓ Hybrid power distribution in both Lo-Z and Hi-Z
- ✓ Powered by Pascal UMAC™ Class-D technology
- ✓ S/PDIF digital input/output
- ✓ Audinate Dante® AoIP compatibility (selected models)
- ✓ Configurable GPIO
- ✓ ErP and Energy Star compliant
- ✓ UL listed audio equipment
- ✓ UREC™ universal power supply with PFC
- ✓ 5 Year warranty

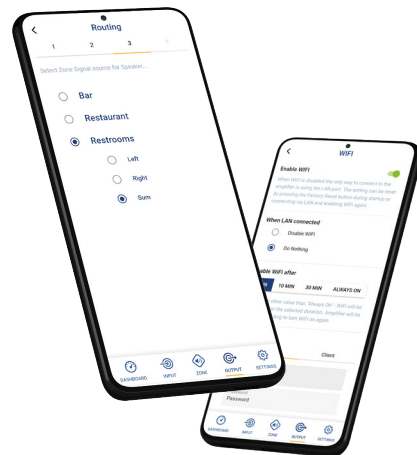
The PowerZone™ Connect 2U series is a line of DSP-enabled Class-D amplifiers that delivers exceptional system configuration and flexible output, with a total system power ranging from 1000W to 6000W. The amplifiers have built in Wireless-Access-Point (WAP) for simple connection and easy system setup via Wi-Fi, with select models offering compatibility with Audinate Dante® AoIP networks and installations.

## WEB APP

Our web app, PowerZone™ Control, is the most versatile DSP controller available for configuring audio/voice systems in locations requiring multi-zone audio set up with multiple mic talk overs.

PowerZone™ Control facilitates effortless customization of even the most detailed audio/voice systems and management of multiple DSP configurations and tuning features, such as multi-zone setup, input mixing, priority and ducking, restriction, input and output EQ, S/PDIF output routing, high-pass filter, speaker management and presets, delay, Wall-S1 con-troller configuration, Sine generator, and much more.

PowerZone™ Control caters to the demanding requirements of advanced system installs in locations such as retail stores, restaurants, hotels, educational facilities, theatres, bars, cafes, fitness locations, vast hospitality spaces, and spaces with multiple meeting/conference rooms.



PowerZone™ Control is embedded in our PowerZone™ Connect DSP amplifiers, and can be accessed from any device and browser via the PowerZone™ Connect built-in Wireless-Access-Point or RJ45 network port.

## TECHNICAL SPECIFICATIONS

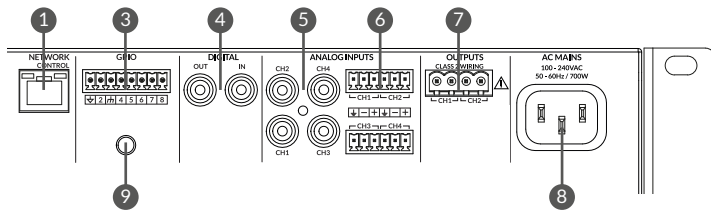
Model	PowerZone™ Connect 1002	PowerZone™ Connect 1502	PowerZone™ Connect 2004/2004D	PowerZone™ Connect 3004/3004D	PowerZone™ Connect 4008	PowerZone™ Connect 6008/6008D
Channels	2 x Lo-Z/1 x Hi-Z	2 x Lo-Z/1 x Hi-Z	4 x Lo-Z/2 x Hi-Z	4 x Lo-Z/2 x Hi-Z	8 x Lo-Z/4 x Hi-Z	8 x Lo-Z/4 x Hi-Z
Output Power @ 2 Ω	2 x 500 W (SE)*	2 x 750 W (SE)*	4 x 500 W (SE)*	4 x 750 W (SE)*	8 x 500 W (SE)*	8 x 750 W (SE)*
Output Power @ 4 Ω	2 x 500 W (SE) 1 x 1000 W (BTL)**	2 x 750 W (SE) 1 x 1500 W (BTL)**	4 x 500 W (SE) 2 x 1000 W (BTL)**	4 x 750 W (SE) 2 x 1500 W (BTL)**	8 x 500 W (SE) 4 x 1000 W (BTL)**	8 x 750 W (SE) 4 x 1500 W (BTL)**
Output Power @ 8 Ω	2 x 250 W (SE) 1 x 1000 W (BTL)**	2 x 400 W (SE) 1 x 1500 W (BTL)**	4 x 250 W (SE) 2 x 1000 W (BTL)**	4 x 400 W (SE) 2 x 1500 W (BTL)**	8 x 250 W (SE) 4 x 1000 W (BTL)**	8 x 400 W (SE) 4 x 1500 W (BTL)**
Output Power @ 70 V*	1 x 1000 W (BTL)	1 x 1200 W (BTL)	2 x 1000 W (BTL)	2 x 1200 W (BTL)	4 x 1000 W (BTL)	4 x 1200 W (BTL)
Output Power @ 100 V*	1 x 1000 W (BTL)	1 x 1500 W (BTL)	2 x 1000 W (BTL)	2 x 1500 W (BTL)	4 x 1000 W (BTL)	4 x 1500 W (BTL)
Total System Power	1000 W	1500 W	2000 W	3000 W	4000 W	6000 W
Power Consumption	350 W	350 W	700 W	700 W	1400 W	1400 W
Output Voltage	65 Vp / 130 Vpp (SE unloaded) 130 Vp / 260 Vpp (BTL unloaded)	80 Vp / 160 Vpp (SE unloaded) 160 Vp / 320 Vpp (BTL unloaded)	65 Vp / 130 Vpp (SE unloaded) 130 Vp / 260 Vpp (BTL unloaded)	80 Vp / 160 Vpp (SE unloaded) 160 Vp / 320 Vpp (BTL unloaded)	65 Vp / 130 Vpp (SE unloaded) 130 Vp / 260 Vpp (BTL unloaded)	80 Vp / 160 Vpp (SE unloaded) 160 Vp / 320 Vpp (BTL unloaded)
Dimensions	88 x 440 x 321 mm (3.5 x 17.3 x 12.6 in)	88 x 440 x 321 mm (3.5 x 17.3 x 12.6 in)	88 x 440 x 321 mm (3.5 x 17.3 x 12.6 in)	88 x 440 x 321 mm (3.5 x 17.3 x 12.6 in)	88 x 440 x 414 mm (3.5 x 17.3 x 16.3 in)	88 x 440 x 414 mm (3.5 x 17.3 x 16.3 in)
Weight	5.9 kg (13.0 lbs)	5.9 kg (13.0 lbs)	7.4 kg (16.3 lbs)	7.4 kg (16.3 lbs)	11.6 kg (25.6 lbs)	11.6 kg (25.6 lbs)
Output Circuitry	UMAC™ Class D - full bandwidth PWM modulator with ultra-low distortion					
Signal To Noise- Ratio	>108 dB (A-weighted, 20 Hz - 20 kHz, 8 Ω load)					
THD+N (typical)	< 0.05% (20 Hz - 20 kHz, 8 Ω load, 3 dB below rated power)					
Frequency Response	20 Hz-20 kHz (+0 / -0.5 dB (8 Ω load, 3d B below rated power)					
Protection Circuits	Short circuit -, DC -, Undervoltage -, Temperature - and Overload protection					
Power Supply	UREC™ universal mains switch mode power supply with Power Factor Correction (PFC) and standby converter					
Operating temperature	0 - 40° C					
Operating Voltage/ Frequency	Universal Mains, 100 V - 240 V, 50 Hz - 60 Hz					
Standby Consumption	< 0.5 W					
Accessories	2 Rack ears included (fitted) 4 adhesive feet, input/output connection plugs (included) 2 Rear rack support brackets (included only with 4008/6008)					
Options	Audinate Dante® AoIP compatibility: Ultimo® Chip 4x4, 2 flows rx/tx (PowerZone™ Connect 2004D/3004D/6008D only)					

\*SE – conventional, single ended output mode

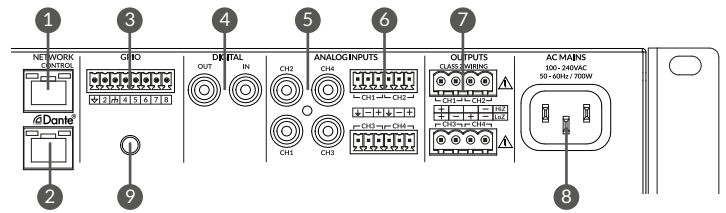
\*\*BTL – bridge-tied load output mode

## TECHNICAL SPECIFICATIONS

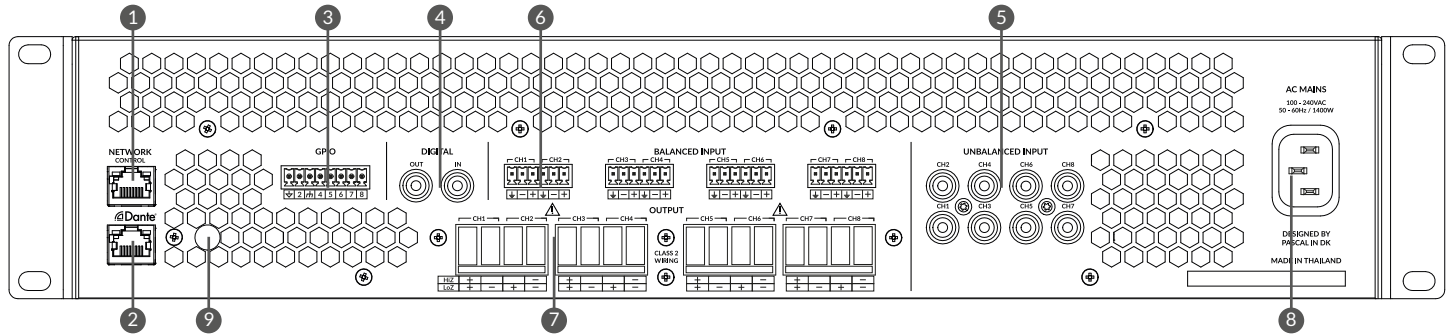
### 2-channel PowerZone™ Connect 1002 & 1502



### 4-channel PowerZone™ Connect 2004/2004D & 3004/3004D

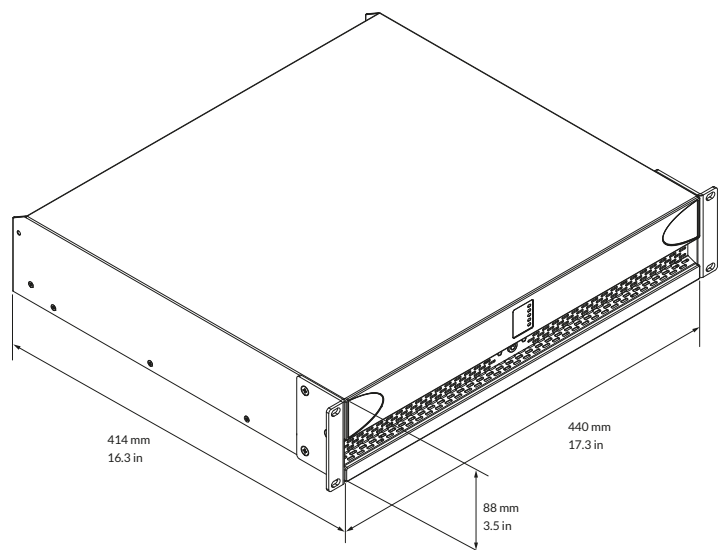
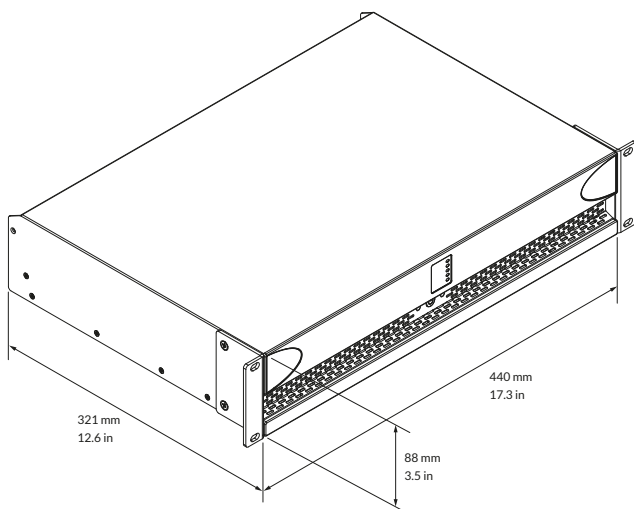


### 8-channel PowerZone™ Connect 4008 & 6008/6008D



1. RJ45 Network port
2. Audinate Dante® RJ45 port (2004D/3004D/6008D only)
3. GPIO Connections
4. Digital audio in/out - (S/PDIF)
5. 4 or 8 x Unbalanced RCA input (model depending)
6. 4 or 8 balanced inputs (model depending)
7. 2 or 4 or 8 x Lo-Z outputs / 1 or 2 or 4 x Hi-Z outputs (model depending)
8. Mains Power IEC 90-268 Vac input
9. Wi-Fi antenna

## DIMENSIONS



HEAT DISSIPATION

PowerZone™ Connect	Load [Ohm]	Pin [W]	Pout [W] 1/8 <sup>th</sup> Full Power	Efficiency [%]	Thermal Loss [W]	Thermal Loss [BTU/h]
1002	4	174	125	71.8	49	167
1502	4	247	187.5	75.9	59.5	203
2004/2004D	4	346	250	72.2	96	327
3004/3004D	4	498	375	75.3	123	419
4008	4	689	500	72.6	189	644
6008/6008D	4	999	750	75.1	249	849
1002	2	191	125	65.4	66	225
1502	2	275	187.5	68.2	87.5	298
2004/2004D	2	378	250	66.6	128	436
3004/3004D	2	545	375	68.9	170	580
4008	2	758	500	66.0	258	880
6008/6008D	2	1089	750	68.9	339	1156